





Sartorial Press, P.O. Box 1055, Stratford, ON
Telephone: 519-272-0736 Fax: 519-271-6087
Email: newhaven@cyg.net Web: www.sartorialpress.com




Robert Doyle
DESIGNER

Costume Design/Making Seminars Available



Sartorial Press, P.O. Box 1055, Stratford, ON
Telephone: 519-272-0736 Fax: 519-271-6087
Email: newhaven@cyg.net Web: www.sartorialpress.com



Robert Doyle
DESIGNER

Costume Design/Making Seminars Available

Robert Doyle

55 West Gore Street, Stratford, ON. N5A 1J9

Tel: 519-272-0736

e-mail<newhaven@cyg.net>

www.sartorialpress.com

fax: 519-271-6087

Robert Doyle, is the innovative designer and theatre educator who created the first Costume Studies Program in 1974 at Canada's Dalhousie University. He is now available for seminars and workshops that explore the material found in his books on costume techniques.



Mr. Doyle began writing when he stopped teaching, believing his course material, gleaned from the previous 35 years was important enough to warrant publishing. The first of his books,



Robert Doyle

55 West Gore Street, Stratford, ON. N5A 1J9

Tel: 519-272-0736

e-mail<newhaven@cyg.net>

www.sartorialpress.com

fax: 519-271-6087

Robert Doyle, is the innovative designer and theatre educator who created the first Costume Studies Program in 1974 at Canada's Dalhousie University. He is now available for seminars and workshops that explore the material found in his books on costume techniques.



Mr. Doyle began writing when he stopped teaching, believing his course material, gleaned from the previous 35 years was important enough to warrant publishing. The first of his books,



..”I have all of Robert Doyle’s books and eagerly await “The Art of the Tailor.” His style of writing is clear and designed for the professional costumer.”

J. Xamzor – Caracas,Venezuela

...”Robert Doyle’s lectures explore many of the unknown’s of costume construction. He is especially revealing when discussing his approach to costume design.”

L. Livingston – Vancouver, Canada

...”Mr. Doyle’s teaching style is gentle and clear- offering suggestions based on a lifetime as a costume designer/maker. His lectures challenge the listener to question and become involved in their own creative pursuits.”

J. Henderson – Calgary, Alta, Canada

... “Robert Doyle’s first work on corsets, “Waisted Efforts,” has been my sole resource since I purchased it seven years ago.”

C. Winters - Worcester. Mass.

...” Robert Doyle’s lecture series “The Personality of Dress” were most informative; he explores the reason for clothes as used in the theatre, shedding an understanding of historic styles and the costume designer’s vision.”

L. Parsons – Los Angeles, Calif.

...”Mr. Doyle’s lectures on costume construction lift the veil of confusion from the process of pattern making. His explanations are innovative and clearly made from years of practical experience.”

B. Broadmore-Evans – Nova Scotia, Canada

..”I have all of Robert Doyle’s books and eagerly await “The Art of the Tailor.” His style of writing is clear and designed for the professional costumer.”

J. Xamzor – Caracas,Venezuela

...”Robert Doyle’s lectures explore many of the unknown’s of costume construction. He is especially revealing when discussing his approach to costume design.”

L. Livingston – Vancouver, Canada

...”Mr. Doyle’s teaching style is gentle and clear- offering suggestions based on a lifetime as a costume designer/maker. His lectures challenge the listener to question and become involved in their own creative pursuits.”

J. Henderson – Calgary, Alta, Canada

... “Robert Doyle’s first work on corsets, “Waisted Efforts,” has been my sole resource since I purchased it seven years ago.”

C. Winters - Worcester. Mass.

...” Robert Doyle’s lecture series “The Personality of Dress” were most informative; he explores the reason for clothes as used in the theatre, shedding an understanding of historic styles and the costume designer’s vision.”

L. Parsons – Los Angeles, Calif.

...”Mr. Doyle’s lectures on costume construction lift the veil of confusion from the process of pattern making. His explanations are innovative and clearly made from years of practical experience.”

B. Broadmore-Evans – Nova Scotia, Canada

2

“**Waisted Efforts, An Illustrated Guide to Corset Making,**” is now in its second printing; it has become the corset maker’s bible, offering those interested in making corsets for theatre and fashion, the direction and methods of manufacture of these garments.

Book two, “**Laundry, The Whys and Hows of Cleaning Clothes**” explores the subject of laundry historically, with practical applications for the modern consumer. This book is an essential laundry guide for the theatre professional and the domestic household. It answers the countless questions of garment maintenance, protecting the investment that is the essence of personal grooming .

Book three culminates his opus with “**The Art of The Tailor, With A Needle, A Thimble and 10,000 Stitches.**” In this final part of the costume series, Mr. Doyle brings together his encyclopedic knowledge of clothing and its construction; passing on the tailor’s skills to generations that follow. In a world where the hand crafted is considered elitist and unreliable as a means of earning a living, there will always be a need for this special field of expertise, especially in theatre production where the past, the present and

2

“**Waisted Efforts, An Illustrated Guide to Corset Making,**” is now in its second printing; it has become the corset maker’s bible, offering those interested in making corsets for theatre and fashion, the direction and methods of manufacture of these garments.

Book two, “**Laundry, The Whys and Hows of Cleaning Clothes**” explores the subject of laundry historically, with practical applications for the modern consumer. This book is an essential laundry guide for the theatre professional and the domestic household. It answers the countless questions of garment maintenance, protecting the investment that is the essence of personal grooming .

Book three culminates his opus with “**The Art of The Tailor, With A Needle, A Thimble and 10,000 Stitches.**” In this final part of the costume series, Mr. Doyle brings together his encyclopedic knowledge of clothing and its construction; passing on the tailor’s skills to generations that follow. In a world where the hand crafted is considered elitist and unreliable as a means of earning a living, there will always be a need for this special field of expertise, especially in theatre production where the past, the present and

the future share equal importance in the physical expression of the theatre of human experience.

The following seminar is being offered in

Costume Design

Over a three day week-end, Mr. Doyle will lead a group of costume specialists in the process of costume design. The seminars will begin at 9:00 a.m. and continue until 4:30 p.m. with a short break mid-morning, a lunch break and another short break mid-afternoon.

Day 1 The Design Process - 9:00 – 4:30

Understanding the role of the Costume Designer, and an exploration of the 'designer's language,' the means through which costumes and fashion are given form.

- i. 7:30 - An evening slide presentation will explore costume design and its creativity.

Day 2 The Costume Sketch – 9:00 – 4:30,

Translating the painted image from page to stage.

...“Mr. Doyle's lecture series on corsetry, laundry and now “The Art of the Tailor” are excellent value. He carefully takes his class through the complexity of pattern making, fitting and the modern adaptation of historic clothes. Mr. Doyle's knowledge of textiles is extensive allowing him to explain many of clothing's evolution.”

S. Calder – Annapolis Royal, Canada

....“Listening to Mr. Doyle's lectures on “The Personality of Dress” made it crystal clear, the manner in which clothes are created. How the Couturier breaks all the rules to open up the future creativity of High Fashion.”

H. Brunnel-Fugere – Ottawa, Ontario

..“Mr. Doyle's research and explanation of his restoration of the historic clothing for the 18th century Fortress of Louisbourg is an inspiration to all those eager to work on historic costume reproduction.”

C. Forsythe-Smith – Toronto, Canada

...“I eagerly await Mr. Doyle's lecture series on Costume Design. His knowledge is encyclopedic. He generously gives this knowledge freely to all those whose interest echoes his own.”

V. Hoskins – London, Ontario

....“Mr. Doyle's lecture series “The Personality of Dress” sheds light on the value of costume design in theatre. It offers understanding with recognition of good design from bad design. At last I now know the difference.”

D. Volkins – Toronto, Canada

...“As an ex-student of Robert Doyle – I can honestly say I owe my present career status and successes to his thoughtful, tough and innovative teaching style. ”

J. Barlow-Cooper, Edmonton, Alta.

the future share equal importance in the physical expression of the theatre of human experience.

The following seminar is being offered in

Costume Design

Over a three day week-end, Mr. Doyle will lead a group of costume specialists in the process of costume design. The seminars will begin at 9:00 a.m. and continue until 4:30 p.m. with a short break mid-morning, a lunch break and another short break mid-afternoon.

Day 1 The Design Process - 9:00 – 4:30

Understanding the role of the Costume Designer, and an exploration of the 'designer's language,' the means through which costumes and fashion are given form.

- i. 7:30 - An evening slide presentation will explore costume design and its creativity.

Day 2 The Costume Sketch – 9:00 – 4:30,

Translating the painted image from page to stage.

...“Mr. Doyle's lecture series on corsetry, laundry and now “The Art of the Tailor” are excellent value. He carefully takes his class through the complexity of pattern making, fitting and the modern adaptation of historic clothes. Mr. Doyle's knowledge of textiles is extensive allowing him to explain many of clothing's evolution.”

S. Calder – Annapolis Royal, Canada

....“Listening to Mr. Doyle's lectures on “The Personality of Dress” made it crystal clear, the manner in which clothes are created. How the Couturier breaks all the rules to open up the future creativity of High Fashion.”

H. Brunnel-Fugere – Ottawa, Ontario

..“Mr. Doyle's research and explanation of his restoration of the historic clothing for the 18th century Fortress of Louisbourg is an inspiration to all those eager to work on historic costume reproduction.”

C. Forsythe-Smith – Toronto, Canada

...“I eagerly await Mr. Doyle's lecture series on Costume Design. His knowledge is encyclopedic. He generously gives this knowledge freely to all those whose interest echoes his own.”

V. Hoskins – London, Ontario

....“Mr. Doyle's lecture series “The Personality of Dress” sheds light on the value of costume design in theatre. It offers understanding with recognition of good design from bad design. At last I now know the difference.”

D. Volkins – Toronto, Canada

...“As an ex-student of Robert Doyle – I can honestly say I owe my present career status and successes to his thoughtful, tough and innovative teaching style. ”

J. Barlow-Cooper, Edmonton, Alta.

A Brief Biography:-

Scottish born Canadian, Robert Doyle, was educated in Canada and at the Wimbledon School of Fine Art in England. Returning to Canada he designed the historic clothing for the restoration of the 18th century Fortress of Louisbourg which changed the direction of his stage design career to theatre education. He created the Stage Design Program at Regina University, then the Costume Studies Program at Dalhousie University in Nova Scotia in 1974 where he spent the next 22 years directing this professional theatre training program.

As a designer, Mr. Doyle designed for many of Canada's major repertory theatres and ballet companies, and in 1979 he became the designer for the annual "Nova Scotia International Tattoo" which led to designing the Opening and Closing Ceremonies of the Pan American Games in 1999. Throughout 40 years, Mr. Doyle has experience in a wide variety of Costume design fields, including Haute Couture, designing for many of Canada's female personalities.

This series of lectures will permit Mr. Doyle to share his knowledge and skills of garment construction of all periods.

For further information please contact him at the above addresses.

- i. This day will focus on the realization of the costume from the text to the sketch, to the costume shop and finally to the stage.
- ii. 7:30 - In the evening a slide presentation will illustrate the world of Haute Couture and its sister field, the stage costume, where the skillful hand achieves garments of great aesthetic beauty.

Day 3 The Tailor and Cutter – A realization of the sketch in pattern form; inventing the unknown and breaking the rules.

- i. Today, a demonstration of an approach to cutting costumes.
- ii. Corsets and their variations
- iii. The doublet, the jacket, the robe and the cape.

The Seminar will end at 4:30p.m. on the third day.

Equipment for this seminar:-

Each participant should have their own workroom supplies, scissors, markers, pencils, rulers, tape measures tailor's square and notebooks. The location for this seminar should ideally be a standard classroom with the potential for showing slides – i.e. darkness. Also, the following equipment would be ideal.

A Brief Biography:-

Scottish born Canadian, Robert Doyle, was educated in Canada and at the Wimbledon School of Fine Art in England. Returning to Canada he designed the historic clothing for the restoration of the 18th century Fortress of Louisbourg which changed the direction of his stage design career to theatre education. He created the Stage Design Program at Regina University, then the Costume Studies Program at Dalhousie University in Nova Scotia in 1974 where he spent the next 22 years directing this professional theatre training program.

As a designer, Mr. Doyle designed for many of Canada's major repertory theatres and ballet companies, and in 1979 he became the designer for the annual "Nova Scotia International Tattoo" which led to designing the Opening and Closing Ceremonies of the Pan American Games in 1999. Throughout 40 years, Mr. Doyle has experience in a wide variety of Costume design fields, including Haute Couture, designing for many of Canada's female personalities.

This series of lectures will permit Mr. Doyle to share his knowledge and skills of garment construction of all periods.

For further information please contact him at the above addresses.

- i. This day will focus on the realization of the costume from the text to the sketch, to the costume shop and finally to the stage.
- ii. 7:30 - In the evening a slide presentation will illustrate the world of Haute Couture and its sister field, the stage costume, where the skillful hand achieves garments of great aesthetic beauty.

Day 3 The Tailor and Cutter – A realization of the sketch in pattern form; inventing the unknown and breaking the rules.

- i. Today, a demonstration of an approach to cutting costumes.
- ii. Corsets and their variations
- iii. The doublet, the jacket, the robe and the cape.

The Seminar will end at 4:30p.m. on the third day.

Equipment for this seminar:-

Each participant should have their own workroom supplies, scissors, markers, pencils, rulers, tape measures tailor's square and notebooks. The location for this seminar should ideally be a standard classroom with the potential for showing slides – i.e. darkness. Also, the following equipment would be ideal.

1. Blackboard, chalk and blackboard eraser.
2. Slide projector and large screen, or white surface on which to view the slide material.
3. One industrial sewing machine for every four participants. Domestic machines are acceptable, although professional work is best done on professional equipment.
4. Ironing equipment, ironing board, iron, press cloths, pressing forms, roll of brown Kraft paper for patterns. Male mannequin and female mannequin. Ideally each participant should have their own mannequin to work on.
5. Work tables for demonstration and for participants to work at. Ideally these tables are 4'x8' and are 36" - 42" from the floor.
6. For those who wish to make actual patterns, they will require 5 meters of factory cotton for pattern/sample making.

**Each seminar group should not exceed 25 participants
Evening slide presentations are open to the general public**

Mr. Doyle's fee for this 3-day seminar is \$1,500.00 U.S. plus expenses. The expenses will include transportation for Mr. Doyle from his home base to and from the site of the seminar, plus accommodation at a reasonably located, moderately priced hotel.



1. Blackboard, chalk and blackboard eraser.
2. Slide projector and large screen, or white surface on which to view the slide material.
3. One industrial sewing machine for every four participants. Domestic machines are acceptable, although professional work is best done on professional equipment.
4. Ironing equipment, ironing board, iron, press cloths, pressing forms, roll of brown Kraft paper for patterns. Male mannequin and female mannequin. Ideally each participant should have their own mannequin to work on.
5. Work tables for demonstration and for participants to work at. Ideally these tables are 4'x8' and are 36" - 42" from the floor.
6. For those who wish to make actual patterns, they will require 5 meters of factory cotton for pattern/sample making.

**Each seminar group should not exceed 25 participants
Evening slide presentations are open to the general public**

Mr. Doyle's fee for this 3-day seminar is \$1,500.00 U.S. plus expenses. The expenses will include transportation for Mr. Doyle from his home base to and from the site of the seminar, plus accommodation at a reasonably located, moderately priced hotel.

